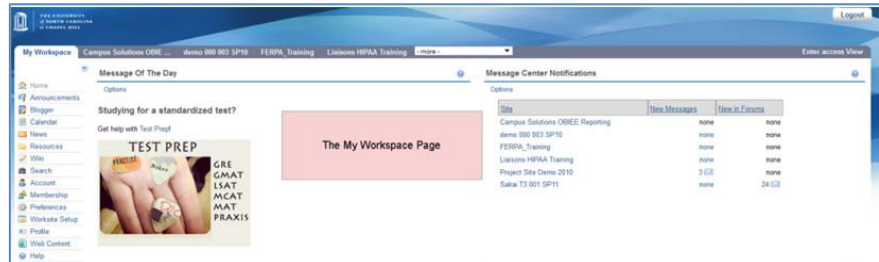


## Accessing UNC-Chapel Hill's FERPA Online Training

1. Open a web browser to <http://sakai.unc.edu>  
\*\*\* Note Firefox should be used to access this site.
2. Click the **Onyen Login** button.
3. Enter your **Onyen** username and password.



The **My Workspace** page will appear



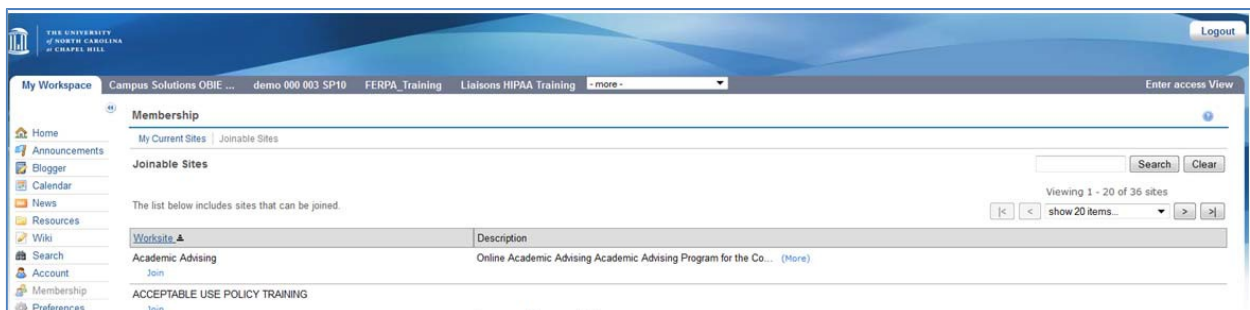
4. Click the **Membership** link located in the left side menu.



5. Select the **Joinable Sites** link to view the available sites.

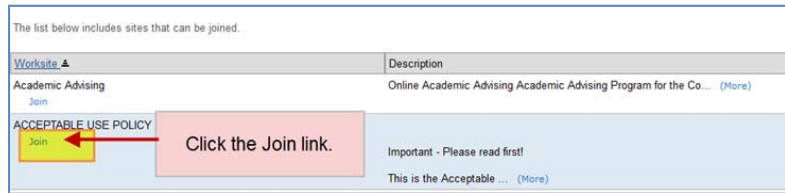


6. Use the **Search** field (right side of the page) to locate the **FERPA** site.



## Accessing UNC-Chapel Hill's FERPA Online Training

7. Click the **Join** link



8. The FERPA training should now appear as a tab at the top of the page.

### More Information

If you have questions about the FERPA training send an email to: [ferpa@unc.edu](mailto:ferpa@unc.edu).

Additional FERPA resources can be found at: <http://registrar.unc.edu/training/ferpa/>