

Accessing CRAS Online Tutorial for Approvers

Follow these steps to access the CRAS training tutorial for approvers in Sakai.

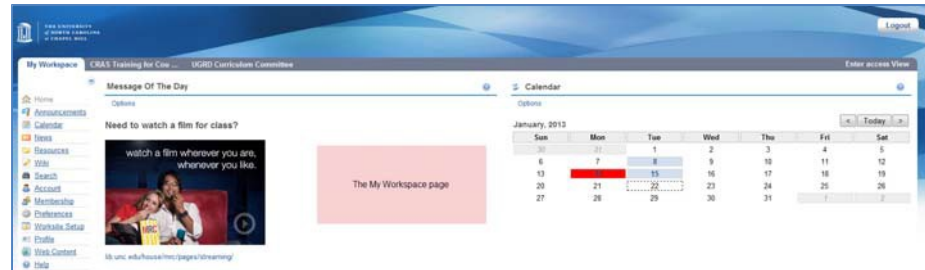
1. Open a web browser to <http://sakai.unc.edu>
****Note: Firefox should be used to access this site.*

2. Click the **Onyen Login** button.

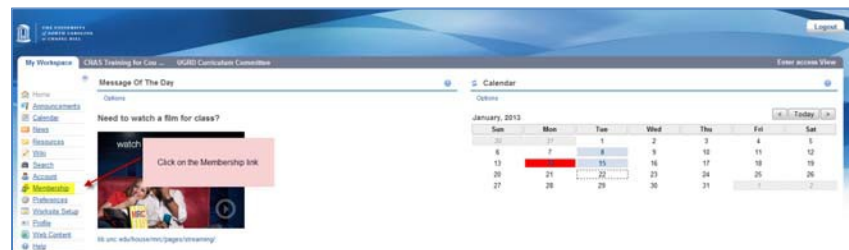


3. Enter your **Onyen** username and password.

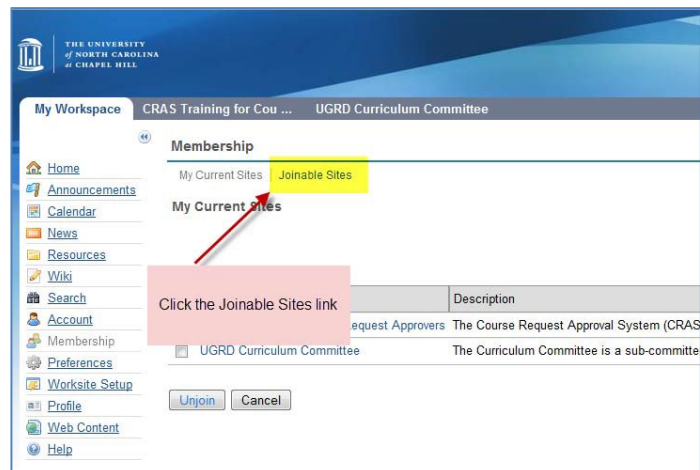
The **My Workspace** page will appear.



4. Click the **Membership** link located in the left margin.



5. Select the **Joinable Sites** link to view the available sites.

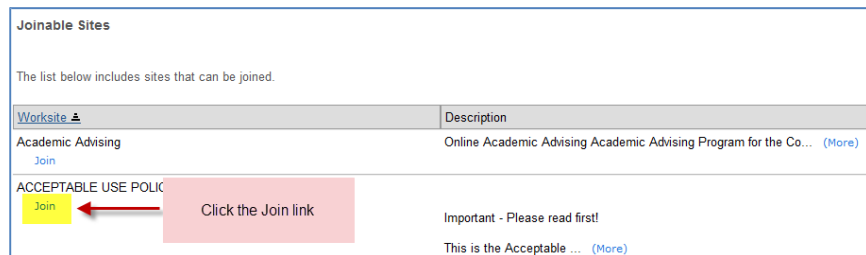


Accessing CRAS Online Tutorial for Approvers

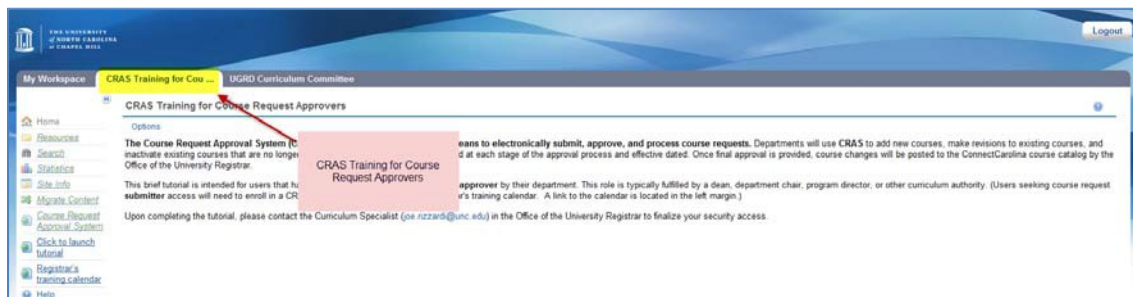
- Use the **Search** field (right side of the page) to locate the **CRAS** site.



- Click the **Join** link.



- Refresh the page and the **CRAS tutorial** should now appear as a tab at the top of the page.



More Information

If you have questions about the CRAS training tutorial send an email to: curriculum@unc.edu.