


How to Access a Tar Heel Tracker Report (Staff Navigation)

1. Type in the student's **PID** number into the ID field
2. Click the **Search** button
3. Once in Student Services Center select **Tar Heel Tracker** from the drop down menu
4. Click the arrow button  to launch the Tar Heel Tracker

Student Services Center
Enter any information you have and click Search. Leave fields blank for a list of all values.

Find an Existing Value

ID: 1


Campus ID:


National ID:

Last Name:

First Name:

Case Sensitive

Search 2 [Basic Search](#)  [Save Search Criteria](#)

3. Once in Student Services Center select **Tar Heel Tracker** from the drop down menu
4. Click the arrow button  to launch the Tar Heel Tracker

student center | general info | admissions | transfer credit | academics

Gina's Student Center

Academics

My Class Schedule | Shopping Cart | My Planner

Deadlines | URL

This Week's Schedule

Class	Schedule
143-006 LEC (3163)	MoWe 11:00AM - 11:50AM Murphey - Rm 0116

Tar Heel Tracker 3 4

5. The student's Tar Heel Tracker is now be displayed.

In the default view:

- **Satisfied** requirements are collapsed
- **Not Satisfied** requirements are expanded

Rameses The Ram ID: 720286584

Tar Heel Tracker

UNC-Chapel Hill | Undergraduate

This report last generated on 06/03/2011 11:45AM

Taken In Progress Planned

▼ Catalog Year 2011-2012 (Expand for Important Advisement Report Information)

Please reference the 2011-2012 undergraduate bulletin for your requirements.

The following are important things to note regarding the advisement report.

1) An in progress course may be used to satisfy a requirement. However, this is dependent on the successful completion of the course. In progress courses include those you are enrolled in for the current term and those you are enrolled in for future terms.

2) Cross listed courses appear in the courses lists. (RG1770)

▼ Degree Requirements